

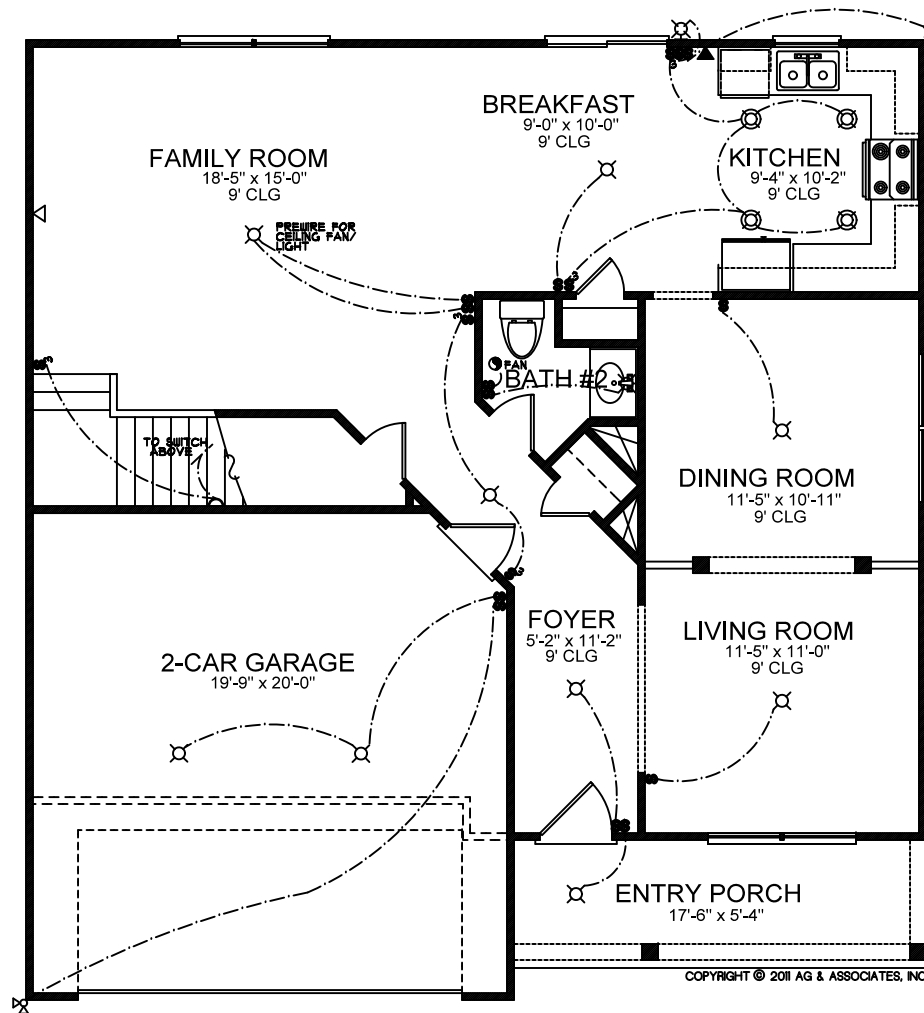


COPYRIGHT 2011 AG & ASSOCIATES, INC.

FRONT ELEVATION

SQUARE FOOTAGES

1ST FL- 982
SECOND FL- 1,183
TOTAL SQ. FT.- 2,165



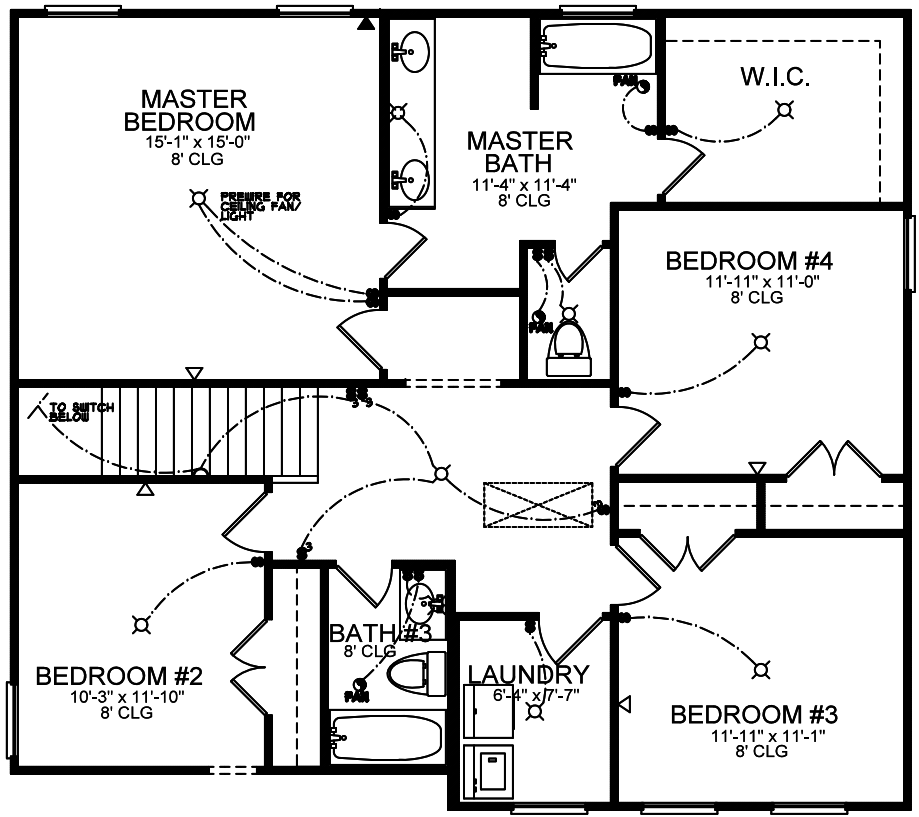
ELECTRICAL LEGEND	
	CEILING LIGHT FIXTURE
	WALL LIGHT FIXTURE
	RECESSED LIGHT FIXTURE
	WATER PROOF RECESSED LIGHT FIXTURE
	FLOOD LIGHT FIXTURE
	DUPLEX OUTLET
	DUPLEX OUTLET 42' A.F.F.
	220 VOLT OUTLET
	DUPLEX CEILING OUTLET
	DUPLEX FLOOR OUTLET
	SWITCHED DUPLEX OUTLET
	TELEPHONE
	TELEVISION
	SWITCH
	3-WAY SWITCH
	EXHAUST FAN
	EXHAUST FAN/LIGHT
	WALL SCONCE

COPYRIGHT © 2011 AG & ASSOCIATES, INC.

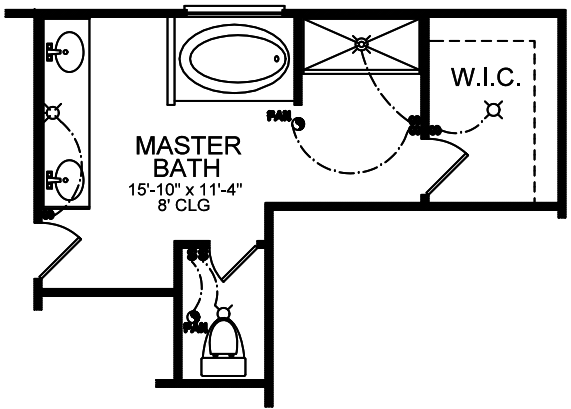
FIRST FLOOR PLAN



RICHMOND B - MASTER PLAN



COPYRIGHT © 2011 AG & ASSOCIATES, INC.



ALT. BATH OPTION

ELECTRICAL LEGEND	
	CEILING LIGHT FIXTURE
	WALL LIGHT FIXTURE
	RECESSED LIGHT FIXTURE
	WATER PROOF RECESSED LIGHT FIXTURE
	FLOOD LIGHT FIXTURE
	DUPLEX OUTLET
	DUPLEX OUTLET 42" A.F.F.
	220 VOLT OUTLET
	DUPLEX CEILING OUTLET
	DUPLEX FLOOR OUTLET
	SWITCHED DUPLEX OUTLET
	TELEPHONE
	TELEVISION
	SWITCH
	3-WAY SWITCH
	EXHAUST FAN
	EXHAUST FAN/LIGHT
	WALL SCONCE

SECOND FLOOR PLAN



RICHMOND B - MASTER PLAN